










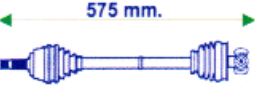


FIAT



IZQUIERDA - LEFT

DERECHA - RIGTH

Barchetta										1.8i 16v 96Kw (04/95 - 04/99)				
 05040 ABS 44 Ref. 05040A														
 479 mm.					25130					25135				
					ABS 44 Ref. 25130A					ABS 44 Ref. 25135A				
A = 25	B = 25	B1 =	C = 52	D = 90	E = 85	F =	J =	K =	L =	Q = 100	R = 25	Z =		
Bravo / Brava										1.2 16v 60Kw (10/98 - 10/01)				
 05210														
 585 mm.					25400					25405				
A = 22	B =	B1 = 20	C = 51	D = 80	E = 80	F =	G =	H =	J =	K =	Q =	R =		
Bravo / Brava										1.4 55/59Kw (10/95 - 10/01)				
 05060														
 585 mm.					25320					25325				
					ABS 44 Ref. 25320A					ABS 44 Ref. 25325A				
A = 22	B =	B1 = 20	C = 46.5	D = 80	E = 74	F =	G =	H =	Me = 22	P = 62	Q = 73	R =		
Bravo / Brava										1.6 66Kw (10/95 - 10/01)				
 05110 Rodillos L/C Ø 32														
ABS 44 Ref. 05110A														
 585 mm.					25290					25295				
					ABS 44 Ref. 25290A					ABS 44 Ref. 25295A				
A = 22	B =	B1 = 22	C = 46.5	D = 80	E = 80	F =	G =	H =	I =	P =	Q =	R =		
Bravo / Brava										1.8 GT 83Kw (10/95 - 10/01)				
 05040 ABS 44 Ref. 05040A														
 468 mm.					25410					25410				
					ABS 44 Ref. 25410A					ABS 44 Ref. 25410A				
A = 25	B = 25	B1 =	C = 52	D = 90	E = 85	F =	G =	H =	I =	P =	Q = 100	R = 25		
Bravo / Brava										1.9D 48Kw (10/95 - 10/01)				
 05060 Rodillos L/C Ø 32														
ABS 44 d. Ref. 05060A														
 575 mm.					25360					25365				
					ABS 44 Ref. 25360A					ABS 44 Ref. 25365A				
A = 22	B =	B1 = 20	C = 46.5	D = 80	E = 74	I =	J =	K =	L =	Q =	R =	Z =		

FIAT



IZQUIERDA - LEFT

DERECHA - RIGTH










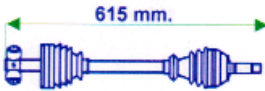


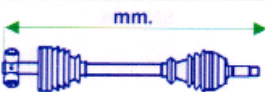






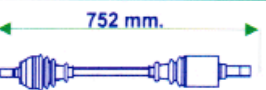
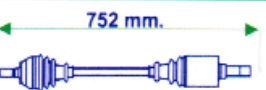
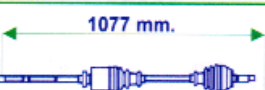
Bravo / Brava					1.9 JTD 77Kw (12/98 - 10/01)														
05042																			
470 mm. 					25430					25430					470 mm. 				
A = 25	B =	B1 = 25	C = 51	D = 90	E = 85	F =	J =	K =	L =	Q = 100	R = 25	Z =							
Bravo / Brava					1.9 TD 55/74 (10/96 ->)														
05041 / 05042 (02/98 ->)					ABS 44 Ref. 05041A														
447 mm. 					25420					25420					447 mm. 				
					ABS 44 Ref. 25420A					ABS 44 Ref. 25420A									
A = 25	B =	B1 = 25	C = 52/51	D = 90	E = 85	F =	G =	H =	J =	K =	Q = 100	R =							
Bravo / Brava					2.0 HGT 113Kw (10/96 - 10/01)														
05040					ABS 44 Ref. 05040A														
470 mm. 					25440					25440					470 mm. 				
					ABS 44 Ref. 25440A					ABS 44 Ref. 25440A									
A = 25	B = 25	B1 =	C = 52	D = 90	E =	F =	G =	H =	I =	P =	Q = 100	R = 25							
Cinquecento					Rodillo L/C Ø 29					0.9 29/30Kw (11/91 ->)									
05100																			
535 mm. 					25120					25125					796 mm. 				
A = 22	B =	B1 = 20	C = 46.5	D = 72	E = 74	F =	G =	H =	I =	P =	Q =	R =							
Cinquecento										1.1 40Kw (11/91 ->)									
05100																			
555 mm. 					25450					25455					775 mm. 				
A = 22	B =	B1 = 20	C = 46.5	D = 72	E = 74	F =	G =	H =	Me = 22	P = 61	Q =	R =							
Croma					1.6 (12/85 ->)					2.0 (12/85 ->)									
2.0 Turbo (12/85 ->)					2.4 TD (12/85 ->)					1.9 TD (12/85 ->)					2.5 D - TD (12/85 ->)				
05040 -B - 14050 / 05041-B1					ABS 90 Ref. 05040A														
518 mm. 					25060 = 38050					25060 = 38050					518 mm. 				
					ABS 90 Ref. 25060A					ABS 90 Ref. 25060A									
A = 25	B = 25	B1 = 25	C = 52	D = 90	E = 84	F = 27	J =	K =	L =	Q = 100	R = 25	Z =							

FIAT



IZQUIERDA - LEFT

DERECHA - RIGTH


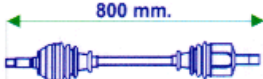



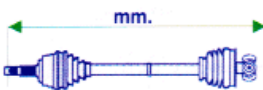
Croma		2.0 CHT 66Kw (-> 01/93)	2.0 88/101Kw (-> 01/93)									
Ch: 189807 ->		2.0 T 110Kw (-> 01/93)	1.9 TD 66Kw (05/89 - 01/93)									
 05040 <small>ABS 44 Ref. 05040A ABS 90 Ref. 05040B</small>		2.5 D 55Kw (-> 01/93)	2.5 TD 85Kw (-> 01/93)									
 25460 <small>ABS 44 Ref. 25460A ABS 90 Ref. 25460B</small>		25460										
A = 25	B = 25	B1 =	C = 52	D = 90	E = 85	F =	J =	K =	L =	Q = 100	R = 25	Z =
Croma		2.0 101Kw (02/93 ->)	2.0 T 114Kw (02/93 ->)									
 05130 <small>ABS 44 Ref. 05130A</small>		2.5 V6 119Kw (02/93 ->)	1.9 TD 69Kw (02/93 ->)									
 25470 <small>ABS 44 Ref. 25470A</small>		2.5 TD 55Kw (02/93 ->)										
 25470 <small>ABS 44 Ref. 25470A</small>		25470										
A = 27	B = 25	B1 =	C = 60	D = 90	E = 84	F =	G =	H =	J =	K =	Q = 100	R = 25
Dobló		Rodillo L/C Ø 32										
 05120												
 25140		25140										
A = 22	B = 22	B1 =	C = 51	D = 79	E = 90	E1 = 54	G =	H =	I =	P =	Q =	R =
Dobló		1.2 8v (03/01 ->)										
 05120												
 25140		25140										
A = 22	B = 22	B1 =	C = 51	D = 79	E = 90	F =	G =	H =	I =	P =	Q =	R =
Ducato		Gasolina & Diesel (1983 - 1994)										
 05010		2.0	1.8									
 25010 <small>= 29050 y 24130</small>		2.5 D	1.9 D									
 25015 <small>= 29225</small>			2.5 TD									
 25010 <small>= 29050 y 24130</small>		25015 <small>= 29225</small>										
A = 28	B = 27	B1 =	C = 63	D = 98	E = 104	F = 30	G =	Me = 25	N = 27	P = 69	Q =	R =
Ducato Nuovo		Cambio MG5 -1800 Kg										
 05011 <small>ABS 54 Ref. 05011A</small>		2.0 80Kw (02/94 ->)	2.5 D 62Kw (02/94 ->)									
 25370 <small>ABS 54 Ref. 25370A</small>		2.5 TDI 80Kw (02/94 ->)										
 25370 <small>ABS 54 Ref. 25370A</small>		25375										
A = 28	B = 39	B1 =	C = 63	D = 98	E = 112	I =	J =	Me = 41	P = 70/391	Q = 89	R =	Z =

FIAT



IZQUIERDA - LEFT

DERECHA - RIGTH

















Ducato Nuovo		1800 Kg. (1994 ->)	2.0 (02/94 ->)
Cambio Mg5		2.5 D (02/94 ->)	2.8 D (02/94 ->)
05070 = 04100		2.5 TDI (02/94 ->)	2.8 TDI (02/94 ->)
		25200	25205
		ABS 54 Ref. 25200A	ABS 54 Ref. 25205A
A = 35	B = 45	B1 =	C = 70
D = 115	E = 117	F = 36	Me = 41
N = 31	P = 70/392	Q =	R =
Z =			
Ducato Nuovo		Excepto 1800 Kg. (1994 ->)	2.0 (02/94 ->)
Cambio Mg5		1.9 D (02/94 ->)	1.9 TD (02/94 ->)
05011 = 04031		2.5 D (02/94 ->)	
		25210	25215
		ABS 54 Ref. 25210A	ABS 54 Ref. 25215A
A = 28	B = 39	B1 =	C = 63
D = 98	E = 111	F = 30	G =
Me = 37	N = 28	P = 69/368	Q =
R =			
Duna		60 43Kw (01/87 - 12/91)	70 49Kw (01/87 - 12/91)
Rodillos L/C Ø 32			
05020			
		25080	25085
A = 22	B =	B1 = 20	C = 48
D = 80	E = 90	F =	G =
H =	I =	P =	Q =
R =			
Duna		60 D 44Kw (01/87 - 12/91)	
Rodillos L/C Ø 32			
05020			
		25280	25285
A = 22	B =	B1 = 20	C = 48
D = 80	E = 90	F =	G =
H =	I =	P =	Q =
R =			
Fiorino		1.5 (01/88 - 11/91)	1.7 D (10/86 - 11/91)
Rodillo L/C Ø 32			
05020 = 10010			
		25030	25035
A = 22	B =	B1 = 20	C = 48
D = 80	E = 90	F = 24	G =
H = 435/800	I =	K = 22	Q =
R =			
Fiorino		1.4 49Kw (01/93 ->)	1.5 55Kw (01/93 ->)
		1.6 55Kw (01/93 ->)	1.7D 42/44Kw (01/93 ->)
05020			
		25500	25505
A = 22	B =	B1 = 20	C = 48
D = 80	E = 90	I =	J =
K =	L =	Q =	R =
Z =			

FIAT



IZQUIERDA - LEFT

DERECHA - RIGTH

Fiorino		1.5 55Kw (12/91 - 12/92)		1.7 D 42/44Kw (12/91 - 12/92)								
Rodillos L/C Ø 32												
 05020												
		25030		25485								
												
A = 22	B =	B1 = 20	C = 48	D = 80	E = 90	F =	J =	K =	L =	Q =	R =	Z =
Fiorino		1.7 TD 46Kw (01/93 ->)										
 05140												
		25490		25495								
												
A = 22	B =	B1 = 22	C = 52	D = 83	E = 90	F =	G =	H =	J =	K =	Q =	R =
Marea		1.8 16v (09/96 - 03/99)		2.0 20v (09/96 ->)								
		1.9 TD (09/96 - 03/99)										
 05150												
		25350		25350								
												
A = 25	B =	B1 = 25	C = 59	D = 89	E = 84	F =	G =	H =	I =	P =	Q = 100	R =
Marea		2.4 TD (10/96 ->)										
 05160												
		25380		25380								
												
A = 25	B =	B1 = 28	C = 59	D = 98	E = 85	E1 = 49	G =	H =	I =	P =	Q = 108	R =
Marea		1.4 16v 59Kw (09/96 ->)										
Rodillos L/C Ø 32												
 05060		ABS 44 Ref. 05060A										
		25510		25515								
		ABS 44 Ref. 25510A		ABS 44 Ref. 25515A								
A = 22	B =	B1 = 20	C = 46.5	D = 80	E = 74	F =	G =	H =	I =	P =	Q =	R =
Marea		1.6 16v 76Kw (09/96 ->)										
Rodillos L/C Ø 32												
 05170		ABS 44 Ref. 05170A										
		25520		25525								
		ABS 44 Ref. 25520A		ABS 44 Ref. 25525A								
A = 25	B =	B1 = 22	C = 52	D = 81	E = 90	I =	J =	K =	L =	Q =	R =	Z =

FIAT



IZQUIERDA - LEFT

DERECHA - RIGTH

Marea		1.8 16v 83Kw (04/99 ->)		1.9 TD 55Kw (04/99 ->)								
05042		1.9 JTD 77Kw (04/99 - 01/01)										
		25530	25530									
A = 25	B =	B1 = 25	C = 51	D = 90	E = 85	F =	J =	K =	L =	Q =	R =	Z =
Marea		1.9 TD 55Kw (09/96 ->)										
05040		ABS 44 Ref. 05040A										
		25540	25540									
A = 25	B = 25	B1 =	C = 52	D = 90	E = 85	F =	G =	H =	J =	K =	Q = 100	R = 25
Marea		2.4 JTD 96Kw (04/99 ->)										
05160												
		25550	25550									
A = 25	B =	B1 = 28	C = 59	D = 98	E = 84	F =	G =	H =	I =	P =	Q = 108	R = +
Multipla		1.9 JTD 77Kw (01/99 ->)										
05042												
		25560	25560									
A = 25	B =	B1 = 25	C = 51	D = 90	E = 85	F =	G =	H =	I =	P =	Q = 100	R =
Palio		Rodillo L/C Ø 32		1.2 54Kw (03/97 ->)		1.3 spi 51Kw (03/97 ->)						
05140		ABS 44 Ref. 05140A		1.6 16v 74Kw (03/97 ->)		1.7 TD 51Kw (03/97 ->)						
		25570	25575									
A = 22	B =	B1 = 22	C = 52	D = 83	E = 90	F =	G =	H =	I =	P =	Q =	R =
Panda		Rodillo L/C Ø 25.5		34 (850 - 900) (01/80 - 09/82)		45 (850 - 900) (01/80 - 09/92)						
05080 - 10030												
		25220 = 31010	25225 = 31015									
A = 20	B =	B1 = 20	C = 43	D = 80	E = 92	F = 22	H = 415/700	K = 22	L =	Q =	R =	Z =

FIAT



IZQUIERDA - LEFT

DERECHA - RIGTH



















Punto I		1.1 (09/93 - 07/99)	1.2 (09/93 - 07/99)									
Opción ABS		1.6 (09/93 - 07/99)	1.7 D (09/93 - 07/99)									
		25230	25235									
A = 22	B =	B1 = 20	C = 60	D =	E = 80	F = 24	Me = 22	N = 24	P = 61	Q =	R =	Z =
Punto I		1.4GT Turbo 98Kw (09/93 - 07/99)	1.7 TD 52Kw (09/93 - 06/96)									
		ABS 44 Ref. 05040A										
		25130	25135									
		ABS 44 Ref. 25130A	ABS 44 Ref. 25135A									
A = 25	B = 25	B1 =	C = 52	D = 90	E = 85	F =	G =	H =	J =	K =	Q = 100	R = 25
Punto I		Rodillos L/C Ø 32	1.7 TD 46Kw (09/93 - 07/99)									
		ABS 44 Ref. 05110A										
		25580	25585									
		ABS 44 Ref. 25580A	ABS 44 Ref. 25585A									
A = 22	B =	B1 = 22	C = 46.5	D = 80	E = 80	F =	G =	H =	I =	P =	Q =	R =
Punto I			1.7 TD 52Kw (07/96 - 07/99)									
		ABS 44 Ref. 05170A										
		25590	25595									
		ABS 44 Ref. 25590A	ABS 44 Ref. 25595A									
A = 25	B =	B1 = 22	C = 52	D = 81	E = 90	F =	G =	H =	I =	P =	Q = 100	R = 25
Punto II			1.2 8v (09/99 ->)	1.2 16v (09/99 ->)								
		25340	25345									
A = 22	B = 21	B1 =	C = 51	D = 75	E = 80	F =	G =	Me = 22	N = 24	P = 61	Q =	R =
Punto II			1.8 16v 96Kw (09/99 ->)	1.3 JTD 51Kw (05 ->)								
			1.9 JTD 59Kw (09/99 ->)									
		25600	25605									
A = 25	B =	B1 = 25	C = 51	D = 90	E = 85	I =	J =	K =	L =	Q = 100	R =	Z =

FIAT



IZQUIERDA - LEFT

DERECHA - RIGTH




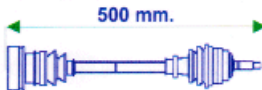

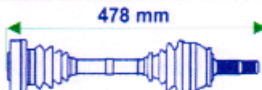

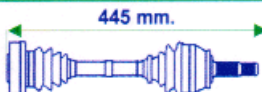



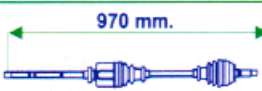
Punto II		1.9 D 44Kw (09/99 ->)										
 05190												
610 mm. 	25610	25615	840 mm. 									
A = 22	B = 21	B1 =	C = 51	D = 75	E = 80	F =	J =	K =	L =	Q =	R =	Z =
Regata		Rodillos L/C Ø 32										
 05020		1.3 (07/85 - 06/90)										
560 mm. 		1.5 (07/85 - 06/90)										
25030		25035										
925 mm. 												
A = 22	B =	B1 = 20	C = 48	D = 80	E = 92	F = 24	G =	H = 435/800	J =	K = 22	Q =	R =
Regata		Rodillos L/C Ø 32										
 05020		1.5 (09/83 - 06/90)										
570 mm. 		1.6 (09/83 - 06/90)										
25080		25085										
935 mm. 												
A = 22	B =	B1 = 20	C = 48	D = 80	E = 92	F = 24	G =	H =	K = 22	P =	Q =	R =
Regata		Rodillos L/C Ø 32										
 05030		1.6 (10/86 - 06/90)										
500 mm. 		1.9 D (10/86 - 06/90)										
25090		25090										
500 mm. 												
A = 22	B = 25	B1 =	C = 48	D = 83	E = 90	F = 24	G =	H =	I =	P =	Q = 100	R = 25
Regata		Rodillos L/C Ø 32										
 05030		1.9 TD 59Kw (01/88 ->)										
445 mm. 		1.9 TD 59Kw (01/88 ->)										
25620		25620										
445 mm. 												
A = 22	B = 25	B1 =	C = 48	D = 85	E = 93	F =	G =	H =	I =	P =	Q = 100	R = 25
Ritmo		Rodillo L/C Ø 32										
 05020		1.5 (07/80 ->)										
560 mm. 		1.7 D (09/82 ->)										
25030		25035										
925 mm. 												
A = 22	B =	B1 = 20	C = 48	D = 80	E = 92	F = 24	H = 435/800	K = 22	L =	Q =	R =	Z =

FIAT



IZQUIERDA - LEFT

DERECHA - RIGTH

Ritmo		1.2 (1978 ->)				1.5 (1978 ->)						
Rodillo L/C Ø 32												
 05020 600 mm.		25250 = 31120				25255 = 31125				 890 mm.		
A = 22	B =	B1 = 20	C = 48	D = 80	E = 92	F = 24	H = 480/770	K = 22	L =	Q =	R =	Z =
Ritmo		1.6 (05/81 - 01/87)				1.9 D (05/81 - 01/87)						
 05030 500 mm.		25090				25090				 500 mm.		
A = 22	B = 25	B1 =	C = 48	D = 83	E = 90	F = 24	G =	H =	J =	K =	Q = 100	R = 25
Ritmo		1.6i 66/74Kw (01/85 ->)										
 05030 478 mm.		25630				25630				 478 mm.		
A = 22	B = 25	B1 =	C = 48	D = 85	E = 93	F =	G =	H =	I =	P =	Q = 100	R = 25
Ritmo		1.9 TD 59Kw (01/88 ->)										
 05030 445 mm.		25620				25620				 445 mm.		
A = 22	B = 25	B1 =	C = 48	D = 85	E = 93	F =	G =	H =	I =	P =	Q = 100	R = 25
Scudo		1.6i (07/97 ->)				1.9 Diesel (07/96 ->)						
 05090 670 mm.		25170 ABS 48 Ref. 25170A				25175 ABS 48 Ref. 25175A				 930 mm.		
A = 27	B = 34	B1 =	C = 60	D = 90	E = 82	F = 29	G =	Me = 24	N = 26	P = 62/350	Q =	R =
Scudo		1.9 Turbo Diesel (07/96 ->)										
 05091 670 mm.		25180 ABS 48 Ref. 25180A				25185 ABS 48 Ref. 25185A				 970 mm.		
A = 27	B = 39	B1 =	C = 60	D = 100	E = 82	F = 29	Me = 37	N = 28	P = 68/370	Q =	R =	Z =

FIAT



IZQUIERDA - LEFT

DERECHA - RIGTH

Seicento												Rodillo L/C Ø 29 Chassis: -> 0047303		0.9 spl 29Kw (01/98 ->)	
05100															
535 mm. 						25120			25125			796 mm. 			
A = 22	B =	B1 = 20	C = 46.5	D = 72	E = 74	F =	J =	K =	L =	Q =	R =	Z =			
Seicento												Ch: -> 0047303		1.1 40Kw (01/98 ->)	
05100															
555 mm. 						25450			25665			mm. 			
A = 22	B =	B1 = 20	C = 46.5	D = 72	E = 74	F =	G =	H =	Me = 22	P = 61	Q = 67	R =			
Stilo												1.6 16v (10/01 ->)			
05200															
635 mm. 						25390			25395			935 mm. 			
A = 25	B = 22	B1 =	C =	D = 79	E =	F =	G =	H =	I =	Me = 22	Q =	R =			
Stilo												1.2 16v 59Kw (02/02 ->)			
05190															
mm. 						25640			25645			mm. 			
A = 22	B = 21	B1 =	C = 51	D = 75	E = 80	F =	G =	H =	I =	P =	Q =	R =			
Stilo												1.8 16v 98Kw (10/01 ->)		1.9 JTD 59Kw (02/02 ->)	
05150															
490 mm. 						25650			25655			512 mm. 			
A = 25	B =	B1 = 25	C = 59	D = 89	E = 84	F =	G =	H =	I =	P =	Q = 100	R =			
Talento												TT (08/87 ->)			
05010															
700 mm. 						25010			25015			1070 mm. 			
A = 28	B = 27	B1 =	C = 63	D = 98	E = 112	I =	J =	K =	L =	Q =	R =	Z =			

FIAT



IZQUIERDA - LEFT

DERECHA - RIGTH













Tipo - Tempra		Rodillo L/C Ø 32		1.1 (08/87 ->)	1.4 (08/87 ->)							
				1.6 (08/87 ->)	1.7D (08/87 ->)							
				1.9 D (08/87 ->)								
		25020 = 38000	25025 = 38005									
A = 22	B =	B1 = 20	C = 60	D = 80	E = 74	F = 24	H =	K = 22	L =	Q =	R =	Z =
Tipo - Tempra				1.6i (04/93 ->)	1.9 TD (05/88 ->)							
		25110 = 38010	25110 = 38010									
		ABS 44 Ref. 25110A		ABS 44 Ref. 25110A								
A = 25	B = 25	B1 =	C = 52	D = 83	E = 84	F = 27	G =	H =	J =	K =	Q = 100	R = 25
Tipo				1.8i 74/100Kw (03/90 ->)	1.8i GT 74Kw (03/90 ->)							
		25330	25330									
		ABS 44 Ref. 25330A ABS 90 Ref. 25330B		ABS 44 Ref. 25330A ABS 90 Ref. 25330B								
A = 25	B = 25	B1 =	C = 52	D = 90	E = 85	F =	G =	H =	I =	P =	Q = 100	R = 25
Ulysse				1.8 (07/95 ->)	2.0 (01/94 ->)							
		25170	25175									
		ABS 48 Ref. 25170A		ABS 48 Ref. 25170A								
A = 27	B = 34	B1 =	C = 60	D = 90	E = 82	F = 29	G =	Me = 24	N = 26	P = 62/350	Q =	R =
Ulysse				1.9 Turbo Diesel (01/93 ->)	2.0 Turbo (01/94 ->)							
		25180	25185									
		ABS 48 Ref. 25180A		ABS 48 Ref. 25185A								
A = 27	B = 39	B1 =	C = 60	D = 100	E = 82	F = 29	G =	Me = 37	N = 28	P = 68/370	Q =	R =
Uno		(45 - 55 - 65 - 70) Rodillo L/C Ø 29		0.9 (04/83 ->)	1.0 (04/83 ->)							
		25000	25005									
				1.1 (04/83 ->)								
				1.3 (04/83 ->)								
				1.3D (04/83 ->)								
				1.44D (04/83 ->)								
A = 20	B =	B1 = 20	C = 43	D = 80	E = 92	F = 22	H = 430/750	K = 21	L =	Q =	R =	Z =

FIAT



IZQUIERDA - LEFT

DERECHA - RIGTH

Uno		(70 SX - UT) Rodillo L/C Ø 32		1.3 (12/84 ->) 1.7 Diesel (12/84 ->)				1.4 (12/84 ->) FIRE				
 05000 555 mm.		25190				25195				 867 mm.		
A = 20	B =	B1 = 20	C = 43	D = 80	E = 92	F = 22	H = 435/750	K = 22	L =	Q =	R =	Z =
Uno		Rodillo L/C Ø 28		1.3 D (-> 11/84)								
 05020 555 mm.		25270				25275				 865 mm.		
A = 22	B =	B1 = 20	C = 48	D = 80	E = 92	F = 24	G =	H = 435/750	J =	K = 22	Q =	R =
Uno		Rodillo L/C Ø 32		1.3 D (12/84 ->)								
 05020 555 mm.		25280				25285				 865 mm.		
A = 22	B =	B1 = 20	C = 48	D = 80	E = 92	F = 24	G =	H = 435/750	K = 22	P =	Q =	R =
Uno		Rodillo L/C Ø 32		1.4 Turbo Diesel (09/86 ->)				1.7 D (09/86 ->)				
 05020 540 mm.		25050				25055				 880 mm.		
A = 22	B =	B1 = 20	C = 48	D = 80	E = 92	F = 24	G =	H = 415/760	K = 22	P =	Q =	R =
Uno				Turbo (1985 - 1987)								
 05030 488 mm.		25040				25040				 488 mm.		
A = 22	B = 25	B1 =	C = 48	D = 83	E = 90	F = 24	G =	H =	I =	P =	Q = 100	R = 25
Uno				1.3i (09/89 - 03/91) 1.4i Turbo (12/89 - 12/96)				1.3i Turbo (04/85 - 01/87)				
 05030 468 mm.		25100 = 38030 ABS 48 Ref. 25100A				25105 ABS 48 Ref. 25105A				 495 mm.		
A = 22	B = 25	B1 =	C = 48	D = 83	E = 90	F = 24	J =	K =	L =	Q = 100	R = 25	Z =

FIAT



IZQUIERDA - LEFT

DERECHA - RIGTH

Uno					1.0i 33Kw (07/92 ->)														
05000																			
					25300					25305									
A = 20	B =	B1 = 20	C = 43	D = 80	E = 90	F =	J =	Me = 22	P = 61	Q = 67	R =	Z =							
Uno					1.3i T 73Kw (01/87 - 12/87)					1.3i T 77Kw (01/88 - 08/89)									
05030																			
					25100					25100									
A = 22	B = 25	B1 =	C = 48	D = 85	E = 93	F =	G =	H =	J =	K =	Q = 100	R = 25							
Uno					1.4i 53Kw (01/93 ->)														
05000																			
					25310					25315									
A = 20	B =	B1 = 20	C = 43	D = 80	E = 90	F =	G =	H =	Me = 22	P = 61	Q = 67	R =							